

**U1-1600**  
**Totally "O" Ring**  
**Sealed from**  
**dirt & water**

---



**U1-1600**  
**Wedge Mount**

---



**VIBRATING**  
**TABLE**

---

# PERFORMANCE

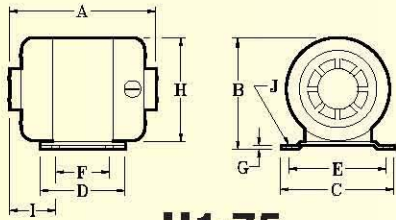
Force lb. (in lbs.)

MODEL*	VOLTAGE <sup>1,2,3,4</sup>	AMPS	MAX.RPM	HP	1	2•	3	dB <sup>5</sup>
U1-75	115	.7	9000	1/15	75 (.03)			50
U1-500	115	3.7	9000	1/4	150 (.07)	350 (.15)	500 (.22)	50
U1-500	230	1.9	9000	1/4	150 (.07)	350 (.15)	500 (.22)	50
U1-1600	115	15.	9000	1/3	930 (.45)	1330 (.58)	1799(.78)	58
U1-1600	230	7.5	9000	1/3	930 (.45)	1330 (.58)	1799(.78)	58

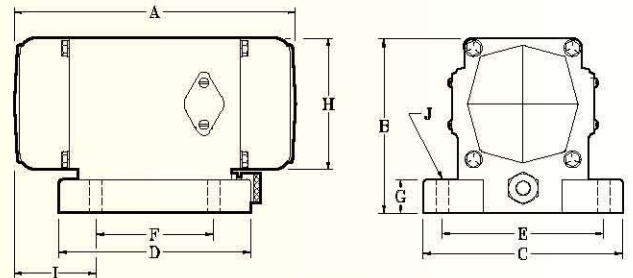
- Standard Setting
- 1) Motors are universal brush type
- 2) Motor enclosure: U1-75, open fan cooled. U1-500, and U1-1600, totally enclosed non-ventilated
- 3) Cord lengths: U1-75, 8ft. to plug. U1-500 & U1-1600, 7ft. to motor starter, 1ft. to plug.
- 4) All units are AC/DC, 1PH, 60hz
- 5) Sound produced in decibels - decibel reading taken with the vibrator mounted on a 400 lb. plate at a distance of 3ft. from dB meter - A scale - slow response.
  - \* A) U1-75, Continuous duty.
  - B) U1-500 & U1-1600 are intermittent duty - rule of thumb - 1/2 duty cycle, 30 minutes on and 30 minutes off in each hour; let vibrator cool to ambient (room) temperature.
  - C) Mounting bolts & compression washers included with each model.
  - D) U1-75 & U1-500 drilled and tapped hole(s) to attach safety cable.

# DIMENSIONS

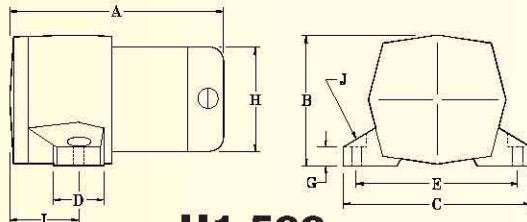
MODEL	Bolt Pattern										Bolt Size/Qty.	Weight/Lbs.
	A	B	C	D	E	F	G	H	I	J		
U1-75	4 5/8"	3 3/8"	3 1/2"	2 1/4"	3"	1 1/4"	1/8"	3 1/4"	1 5/8"	1/4" x 3/4" /4	5 lb.	
U1-500	7 1/2"	4 5/8"	6 3/4"	1 1/2"	5 1/2"		7/8"	3 7/8"	2 1/8"	3/8" x 1 1/4" /2	14 lb.	
U1-1600	9 1/16"	5 9/16"	6 3/8"	6 1/4"	5"	3 3/4"	1 1/8"	4 1/4"	2"	3/8" x 1 1/2" /4	23 lb.	



**U1-75**



**U1-1600**

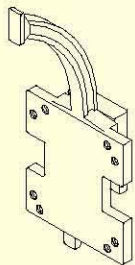


**U1-500**

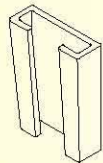
# ACCESSORIES

MODEL	A	B	C	D <sup>6</sup>	E	F
U1-75				194269	115v 196751	230v 220300
U1-500			220522	STD.	196751	196752 220300
U1-1600	223014	223015	220505	STD.	196754	196755

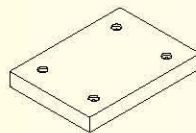
6) Nema4 Enclosure



**Wedge Mount (A)**



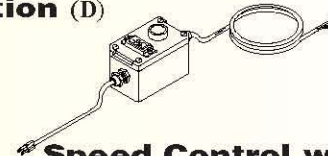
**Wedge Mount Bracket (B)**



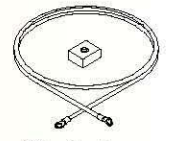
**Mount Plate (C)**



**Overload Protection (D)**



**Speed Control with Overload Protection (E)**



**Safety Cable (F)**